



## 9000XE shower kit

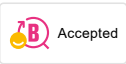
9000XE shower kit is our complete shower kit with a mixer and shower set in brushed chrome. The mixer, combined with the large nozzle, delivers a pleasant shower experience with good pressure and an ample jet range without wasting water. The shower kit is easy to install in all types of bathrooms and can be supplemented with a tub spout.

This product is LEED/BREEAM compliant, which means it meets the flow rate requirements applicable to certain new buildings and conversions.

**Article number:** 86861003 **Flow 3 bar:** 6.0 l/m

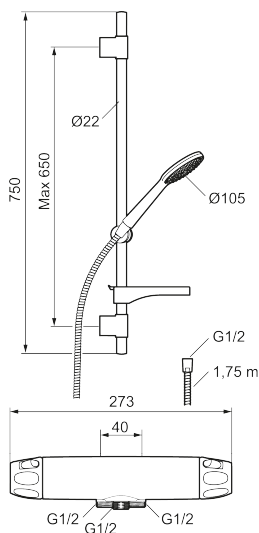
**Description:** Brushed chrome, 40 c/c, pipe connection down, LEED/BREEAM compliant

### Unique characteristics



Backflow protection unit type **EB**

- Note! 40 c/c
- Safety mixer art.no. 8685-0000 and shower set art.no. 8670-0000
- Shower set has anti lime-scale hand shower, shower bar with slider, soap dish and wall brackets with sealing
- Lead Free material

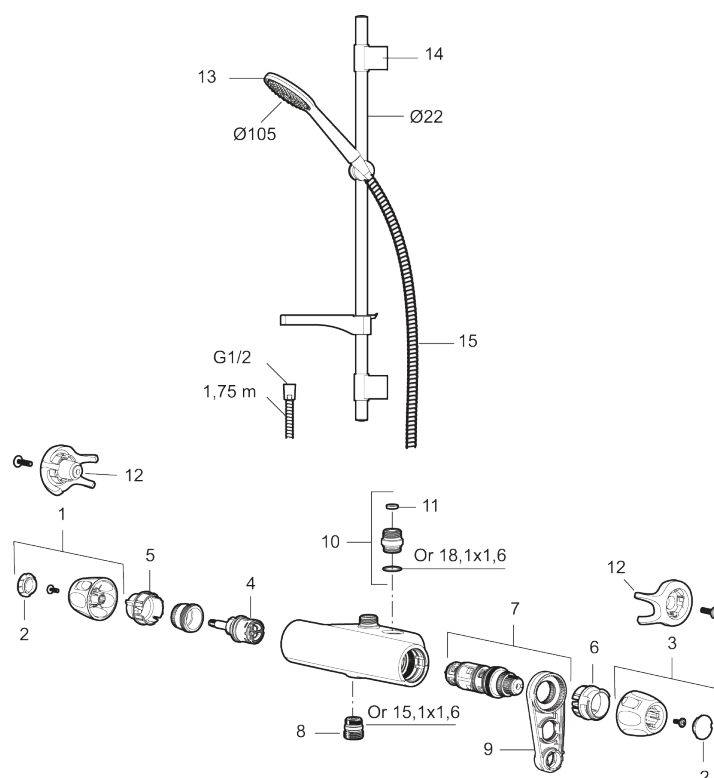


# PRODUCT DESCRIPTION

## 9000XE shower kit

9000XE shower kit is our complete shower kit with a mixer and shower set in brushed chrome. The mixer, combined with the large nozzle, delivers a pleasant shower experience with good pressure and an ample jet range without wasting water. The shower kit is easy to install in all types of bathrooms and can be supplemented with a tub spout. This product is LEED/BREEAM compliant, which means it meets the flow rate requirements applicable to certain new buildings and conversions.

Article number: 86861003



## Sparepartlist

| NO. | FMM NO.    | RSK     | DESCRIPTION  |
|-----|------------|---------|--|
| 1   | S600083    | 8218917 | On/off handle, complete, krom                                |
| 1   | S600083.75 | 8218919 | On/off handle, complete, brushed chrome                      |
| 2   | S600116    | 8218920 | End cover, chrome  |
| 2   | S600116.75 | 8218922 | End cover, brushed chrome                                    |
| 3   | S600082    | 8218914 | Temperature handle, complete, chrome                         |
| 3   | S600082.75 | 8218916 | Temperature handle, complete, brushed chrome                 |
| 4   | S600020    | 8441462 | Reversible headwork shower mixer 12 l/min, with service tool |
| 4   | S600269    | 8387232 | Reversible headwork shower mixer 12 l/min                    |
| 5   | S600086    | 8439710 | Stop ring, for one outlet (down or up)                       |

| NO. | FMM NO.    | RSK     | DESCRIPTION  |
|-----|------------|---------|--|
| 6   | S600087    | 8439711 | Scalding protection ring, max 50°C                     |
| 7   | S600084    | 8439709 | Thermostatic cartridge, complete, incl. service tool   |
| 7   | S600271    | 8397030 | Thermostatic cartridge, complete, without service tool |
| 8   | S600088    | 8439712 | Nipple M18x1–G1/2 for shower mixer                     |
| 9   | S600298    | 3870203 | Service tool   |
| 10  | 59820800   | 8591970 | Inlet connector  |
| 11  | 38632006   | 8590311 | Filter   |
| 12  | S600105    | 8439713 | Care-handle, black, 2 pcs                              |
| 13  | S600330    | 8233133 | Hand shower, chrome                                    |
| 13  | S600091.75 | 8233003 | Hand shower, brushed chrome                            |
| 14  | S600095    | 8239500 | Wall bracket, chrome                                   |
| 14  | S600095.75 | 8221926 | Wall bracket, brushed chrome                           |
| 15  | S600109    | 8252036 | Shower hose, chrome                                    |
| 15  | S600109.75 | 8252038 | Shower hose, brushed chrome                            |