



## 9000 basin mixer

The FM Mattsson 9000 basin mixer has a harmonious, classic design. Standard features include a hot water lock, adjustable flow control, a soft-close mechanism and a ceramic seal. These features eliminate the risk of scalding, and protect the pipes by preventing water hammering. With its popular, user-friendly design, this has been Sweden's best selling mixer for many years.


Article number: 90530000

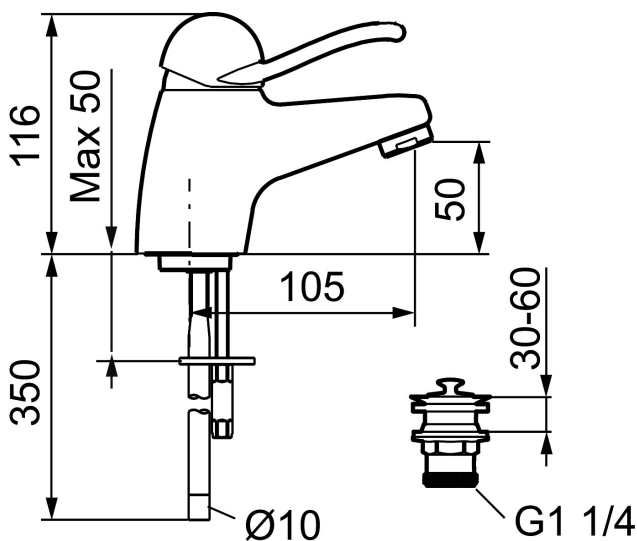
Description: Chrome, with CU pipes Ø10 mm

- With captive waste, lower part in plastic
- Ceramic cartridge with soft closing function
- Adjustable flow control and temperature limiter

### Unique characteristics



Backflow protection unit type 

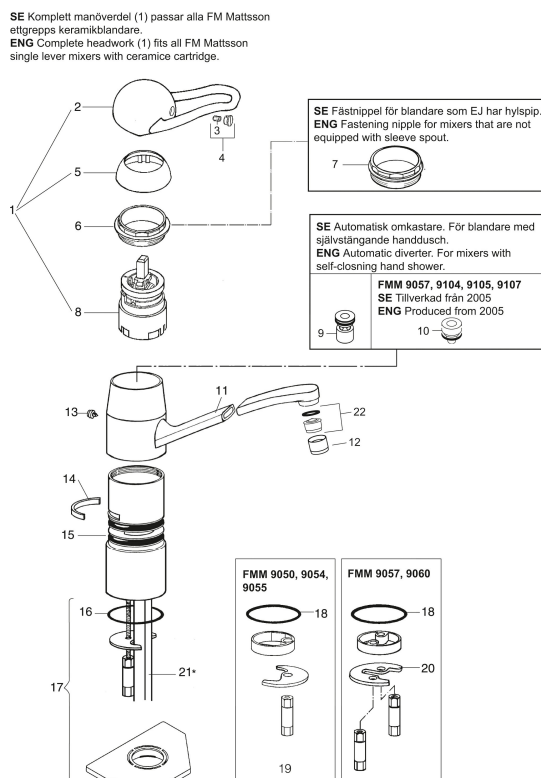


## PRODUCT DESCRIPTION

### 9000 basin mixer

The FM Mattsson 9000 basin mixer has a harmonious, classic design. Standard features include a hot water lock, adjustable flow control, a soft-close mechanism and a ceramic seal. These features eliminate the risk of scalding, and protect the pipes by preventing water hammering. With its popular, user-friendly design, this has been Sweden's best selling mixer for many years.

Article number: 90530000



## Sparepartlist

NO.	FMM NO.	RSK	DESCRIPTION
1	59303000	8591821	Soft closing headwork, complete, with lever 110 mm, chrome
1	59302000	8591973	Soft closing headwork, complete, with lever 110 mm, cold start, chrome
1	59306000	8591825	Soft closing headwork, complete, with lever 145 mm, chrome
1	59306190	8591852	Soft closing headwork, complete, with lever 190 mm, chrome (hospital model)
1	59306290	8591853	Soft closing headwork, complete, with lever 290 mm, chrome (hospital model)
2	59310000	8591763	Lever, complete, L=110 mm, chrome
2	59311450	8591827	Lever, complete, L=145 mm, chrome
2	59351900	8591832	Lever, complete, L=190 mm, chrome (not loop handle)
2	59352900	8591833	Lever, complete, L=290 mm, chrome (not loop handle)
3	38731006	8591765	Lock screw

NO.	FMM NO.	RSK	DESCRIPTION
4	59320000	8591766	Cover lid with colour marking
5	59330000	8591829	Cover ring, chrome
6	38051000	8241719	Fastening nipple,chrome
7	38050002	8242233	Fastening nipple
8	59110000	8591770	Ceramic cartridge, not cold start (red ring)
8	59120000	8591769	Ceramic cartridge, cold start (green ring)
9	37731005	8242259	Diverter, ejector
10	37731705	8242261	Diverter, ejector, Modell 2005-
11	37652459	8910664	Swivel spout with aerator and stop screw, L=250 mm, 110°, chrome
11	37651553	8241888	Swivel spout with aerator and stop screw, L=155 mm, 110° and fixed, chrome
12	29142200	8281524	Housing M22 int.
13	38080000	8241723	Stop screw
14	38230005	8141730	Limitation clpmp for fixed spout and swivel 30-90°
15	37204029	8593089	Sealing rings, 2 pcs
16	37802850	8141748	O-ring 42,2x3,0
17	39141000	8186888	Fastening kit, for mixers without on/off valve
18	37802810	8141747	O-ring 39,2x3,0
19	39140000	8186889	Fastening kit for basin mixer
20	39070016	8141755	Fastening plate for two screws
21	39101500	8591858	Connection pipes, CU 10x392, raw brass (for mixers without on/off valve)
21	39101000	8591859	Connecting Pipes , CU 10x363, chrome (for basin mixers)
22	29102419	8909483	Aerator insert, 11-15 l/min at 300kPa