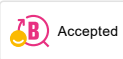
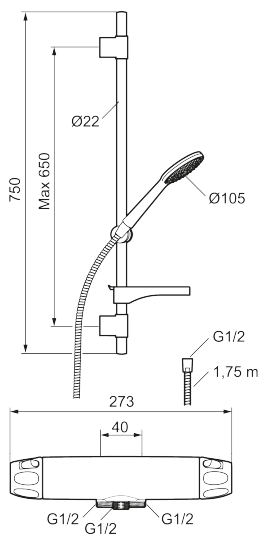




Unique characteristics



Backflow protection unit type **EB**



9000XE shower kit

9000XE shower kit is our complete shower kit with a mixer and shower set in brushed chrome. The mixer, combined with the large nozzle, delivers a pleasant shower experience with good pressure and an ample jet range without wasting water. The shower kit is easy to install in all types of bathrooms. The product can be supplemented with a tub spout.

Article number: 86860003 **Flow 3 bar:** 6.9 l/m

Description: Brushed chrome, 40 c/c, pipe connection down

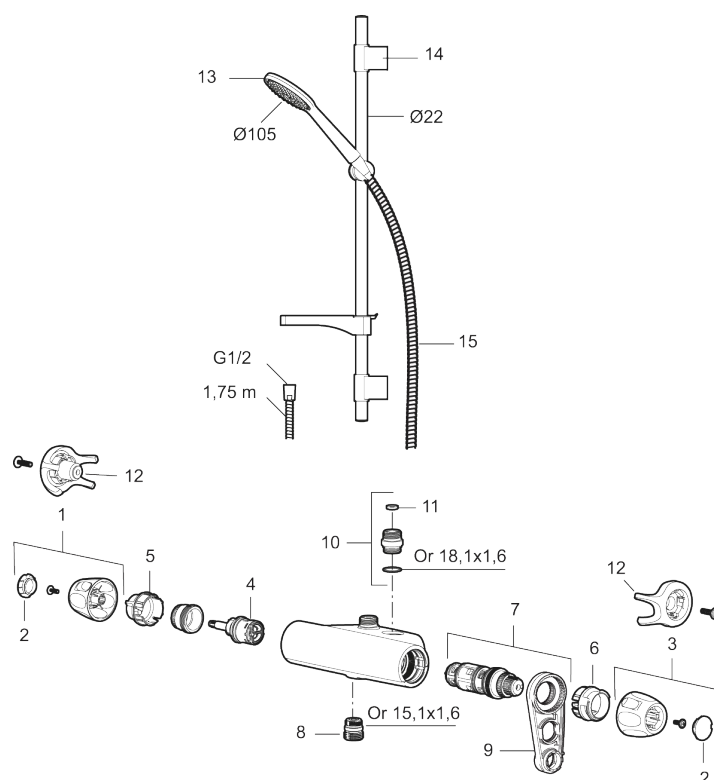
- Note! 40 c/c
- Safety mixer art.no. 8685-0000 and shower set art.no. 8670-0000
- Shower set has anti lime-scale hand shower, shower bar with slider, soap dish and wall brackets with sealing
- Lead Free material

PRODUCT DESCRIPTION

9000XE shower kit

9000XE shower kit is our complete shower kit with a mixer and shower set in brushed chrome. The mixer, combined with the large nozzle, delivers a pleasant shower experience with good pressure and an ample jet range without wasting water. The shower kit is easy to install in all types of bathrooms. The product can be supplemented with a tub spout.

Article number: 86860003



Sparepartlist

NO.	FMM NO.	RSK	DESCRIPTION
1	S600083	8218917	On/off handle, complete, krom
1	S600083.75	8218919	On/off handle, complete, brushed chrome
2	S600116	8218920	End cover, chrome
2	S600116.75	8218922	End cover, brushed chrome
3	S600082	8218914	Temperature handle, complete, chrome
3	S600082.75	8218916	Temperature handle, complete, brushed chrome
4	S600020	8441462	Reversible headwork shower mixer 12 l/min, with service tool
4	S600269	8387232	Reversible headwork shower mixer 12 l/min
5	S600086	8439710	Stop ring, standard
6	S600087	8439711	Scalding protection ring

NO.	FMM NO.	RSK	DESCRIPTION
7	S600084	8439709	Thermostatic cartridge, complete, incl. service tool
7	S600271	8397030	Thermostatic cartridge, complete, without service tool
8	S600088	8439712	Nipple M18x1–G1/2 for shower mixer
9	S600298	3870203	Service tool
10	59820800	8591970	Inlet connector
11	38632006	8590311	Filter
12	S600105	8439713	Care-handle, black, 2 pcs
13	S600091	8233001	Hand shower, chrome
13	S600091.75	8233003	Hand shower, brushed chrome
14	S600095	8239500	Wall bracket, chrome
14	S600095.75	8221926	Wall bracket, brushed chrome
15	S600109	8252036	Shower hose, chrome
15	S600109.75	8252038	Shower hose, brushed chrome